

Label and Component Information

IMPORTANT! In November 2018 the Lifeblood introduced the ISBT128 labelling standard for component labels. These will eventually replace the labels described in this document.

Please refer to ISBT 128 Guidelines available on www.transfusion.com.au

For a period of time (yet undefined) codabar labels as described in this document will still be printed on the component labels in the 'transitional' part of the label.

If you have any questions regarding the labels please email contact your local Lifeblood Transfusion Scientist.

This document is provided for the information of all users of blood components supplied by the Lifeblood.

This update provides a list of current codabar component codes which are intended to assist in the configuration of your internal system and ensure you are able to continue receiving these products and components.

If your system uses the ISBT 128 standard please refer to the Australian Guidelines for the Labelling of Blood Components Using ISBT128 on Transfusion.com.au.

Changes in this version:

1. Reference to the ISBT 128 guidelines for labelling implemented 18 November 2018
2. Removal of modifier table and replacement with directions to locate the information on transfusion.com.au
3. Removal of component issue note example. ISBT 128 introduces a new version
4. Removal of apheresis components and replacement with new Apheresis codes for triple collections and replaced SSP+ with PAS-E as this is the generic name for the additive.

For detailed information on the blood components produced by Lifeblood, please refer to the Blood Component Information (Circular of Information) booklet which contains a description of the blood collection process, method of manufacture, critical manufacturing steps, clinical indications for use, and administration methods for each component.

The Blood Component Information (BCI) is considered an extension of blood and component labels as the space on these labels is very limited. Printed copies of the BCI can be obtained by contacting your local Transfusion Scientist, Medical Services Team or, it can be downloaded from the Lifeblood website at www.transfusion.com.au

Table of Contents

BARCODE INFORMATION	ERROR! BOOKMARK NOT DEFINED.
LABEL CODE DESCRIPTORS	4
UNIQUE IDENTIFIERS	4
BLOOD GROUP CODES	4
COMPONENTS - WHOLE BLOOD	5
COMPONENTS - RED CELLS	5
COMPONENTS - OTHER CELLULAR	6
COMPONENTS - CLINICAL PLASMA	7
SERUM EYE DROPS (AUTOLOGOUS)	8
MODIFIERS	8
CHANGE HISTORY	ERROR! BOOKMARK NOT DEFINED.

A copy of this guide and the guidelines for ISBT 128 can be downloaded from the Lifeblood Transfusion Medicine website

www.transfusion.com.au

Barcode Information

[This information is not relevant if you have implemented ISBT 128](#)

Only information relating to the codabar information contained on the transition section of the ISBT128 label is included in this revised document.

**For all other label information please refer to the ISBT128 Guidelines on line
Codabar Characteristics**

All barcodes on the National Blood Management System (NBMS) blood component release label use Codabar symbology with the following characteristics:

- **Component codes:** Start code "A0" plus 5-character numeric component code plus Stop Code "3B" e.g. A0123456B
- **Blood group codes:** Start code "D" plus 3-character numeric blood group code plus Stop Code "B" e.g. D123B
- **Label number:** Two version available on the label" *See below for details of its use*
 - Label # (A) - Start code "A" plus 7-character donation number plus Stop Code "A" e.g. A1234567A
 - Label # (D) - Start code "D" plus 7-character donation number plus Stop Code "D" e.g. D1234567D
- **Expiry date:** Start code "A" plus 8-character date number (DDMMYYYY) plus Stop Code "A". The eye readable portion also has the time (hh:mm) - this is not barcoded. This will be recorded as 23:59 for all components that have an expiry in days. The actual time of expiry (in hours and minutes) will be recorded for components that have an expiry measured in hours e.g. A01012011A











The time of expiry is calculated either from the collection time or the preparation time, depending on the component. A list of components for which the time of expiry is calculated from the time of preparation is provided in the table below. The time of expiry for all other components is calculated from the time of collection.

Components for which time of expiry is calculated from time of preparation
Irradiated red cells
Hyper concentrated components
Deglycerolised components
Red cells for intrauterine transfusion

The following information will be physically printed on the labels:
















- **Label Number:** text and barcode format (both A and D start stop types)
- **Blood group:** (ABO and Rh D) in text and barcode format
- **Component code** in barcode format
- **Expiry date:** text and barcode format and expiry time (text only)







LABEL CODE DESCRIPTORS

	NBMS (eProgesa) Barcode			Codabar Sample
	Start code	Component code	Stop code	
UNIQUE IDENTIFIERS				
Label Number: Label # (A)	A		A	
Label Number: Label # (D)	D		D	
BLOOD GROUP CODES				
O Rh D POSITIVE	D	510	B	
O Rh D NEGATIVE	D	950	B	
A Rh D POSITIVE	D	620	B	
A Rh D NEGATIVE	D	060	B	
B Rh D POSITIVE	D	730	B	
B Rh D NEGATIVE	D	170	B	
AB Rh D POSITIVE	D	840	B	
AB Rh D NEGATIVE	D	280	B	
Oh Rh D POSITIVE	D	520	B	
Oh Rh D NEGATIVE	D	960	B	

	NBMS (eProgesa) Barcode			Codabar Sample	Shelf-life	Date introduced	
	Start code	Component code	Stop code				
COMPONENTS - WHOLE BLOOD							
Fresh whole blood leucodepleted	A0	00156	3B		35 days		
COMPONENTS - RED CELLS							
Red cells in SAG-M 1 of 4 Leucocyte depleted	A0	34381	3B		35 days		P
Red cells in SAG-M 2 of 4 Leucocyte depleted	A0	34382	3B		35 days		P
Red cells in SAG-M 3 of 4 Leucocyte depleted	A0	34383	3B		35 days		P
Red cells in SAG-M 4 of 4 Leucocyte depleted	A0	34384	3B		35 days		P
Red cells in SAG-M Leucocyte depleted	A0	04390	3B		42 days		
RED CELLS IRRADIATED SAG-M Leucocyte Depleted	A0	05380	3B		14 days	August 2014	
RED CELLS IRRADIATED SAG-M Leucocyte Depleted Intrauterine	A0	05382	3B		24 hours	August 2014	
RED CELLS IRRADIATED SAG-M Leucocyte Depleted Neonatal	A0	05383	3B		24 hours	August 2014	
Red Cells 1 of 4 IRRADIATED SAG-M Leucocyte Depleted	A0	35281	3B		48 hours	August 2014	P
Red Cells 2 of 4 IRRADIATED SAG-M Leucocyte Depleted	A0	35282	3B		48 hours	August 2014	P
Red Cells 3 of 4 IRRADIATED SAG-M Leucocyte Depleted	A0	35283	3B		48 hours	August 2014	P
Red Cells 4 of 4 IRRADIATED SAG-M Leucocyte Depleted	A0	35284	3B		48 hours	August 2014	P
Red cells Leucocyte depleted washed in SAG-M	A0	04880	3B		28 days		
RED CELLS IRRADIATED SAG-M Leucocyte Depleted Washed	A0	05880	3B		14 days	August 2014	
Red cells Deglycerolised	A0	06400	3B		24 hours		

	NBMS (eProgesa) Barcode			Codabar Sample	Shelf-life	Date introduced	
	Start code	Component code	Stop code				
COMPONENTS - OTHER CELLULAR							
Apheresis Platelets							
PLATELETS APH in PAS-E IRR Part A	A0	68731	3B		7 days	March 2021	
PLATELETS APH in PAS-E IRR Part B	A0	68732	3B		7 days	March 2021	
PLATELETS APH in PAS-E IRR Part C	A0	68733	3B		7 days	March 2021	
PLATELETS APH in PAS-E IRR Part Aa	A0	68734	3B		7 days	March 2021	P
PLATELETS APH in PAS-E IRR Part Ab	A0	68735	3B		7 days	March 2021	P
PLATELETS APH in PAS-E IRR Part Ac	A0	68736	3B		7 days	March 2021	P
PLATELETS APH in PAS-E IRR Part Ba	A0	68737	3B		7 days	March 2021	P
PLATELETS APH in PAS-E IRR Part Bb	A0	68738	3B		7 days	March 2021	P
PLATELETS APH in PAS-E IRR Part Bc	A0	68739	3B		7 days	March 2021	P
PLATELETS APH in PAS-E IRR Part Ca	A0	68740	3B		7 days	March 2021	P
PLATELETS APH in PAS-E IRR Part Cb	A0	68741	3B		7 days	March 2021	P
PLATELETS APH in PAS-E IRR Part Cc	A0	68742	3B		7 days	March 2021	P
Pooled Platelets							
PLATELETS Irradiated Pooled in PAS-E Leucocyte Depleted	A0	13320	3B		7 days	March 2021	

	NBMS (eProgesa) Barcode			Codabar Sample	Shelf-life	
	Start code	Component code	Stop code			
COMPONENTS - CLINICAL PLASMA						
Cryoprecipitate	A0	10100	3B		12 months	
Cryoprecipitate Apheresis	A0	10110	3B		12 months	
Fresh Frozen Plasma	A0	18200	3B		12 months	
Fresh Frozen Plasma Apheresis	A0	18210	3B		12 months	
Fresh Frozen Plasma 1 of 2 Apheresis	A0	18211	3B		12 months	
Fresh Frozen Plasma 2 of 2 Apheresis	A0	18212	3B		12 months	
Fresh Frozen Plasma 1 of 3 Apheresis	A0	18221	3B		12 months	
Fresh Frozen Plasma 2 of 3 Apheresis	A0	18222	3B		12 months	
Fresh Frozen Plasma 3 of 3 Apheresis	A0	18223	3B		12 months	
Fresh Frozen Plasma Paediatric 1 of 4	A0	18241	3B		12 months	P
Fresh Frozen Plasma Paediatric 2 of 4	A0	18242	3B		12 months	P
Fresh Frozen Plasma Paediatric 3 of 4	A0	18243	3B		12 months	P
Fresh Frozen Plasma Paediatric 4 of 4	A0	18244	3B		12 months	P
Cryo Depleted Plasma	A0	18400	3B		12 months	
Cryo Depleted Plasma Apheresis	A0	18410	3B		12 months	

	NBMS (eProgesa) Barcode			Codabar Sample	Shelf-life
	Start code	Component code	Stop code		
SERUM EYE DROPS (Autologous)					
Serum Eye Drops in Saline Part 1 of 6	A0	20091	3B		12 months
Serum Eye Drops in Saline Part 2 of 6	A0	20092	3B		12 months
Serum Eye Drops in Saline Part 3 of 6	A0	20093	3B		12 months
Serum Eye Drops in Saline Part 4 of 6	A0	20094	3B		12 months
Serum Eye Drops in Saline Part 5 of 6	A0	20095	3B		12 months
Serum Eye Drops in Saline Part 6 of 6	A0	20096	3B		12 months

MODIFIERS: An explanation of modifiers is available on transfusion.com.au under PRODUCTS / Blood Components / Modified Blood Components

Change History

Version	Effective Date	Change notes
1	15/04/2019	<ul style="list-style-type: none"> Replacing CS-L5-003 Label and Component Information after migration into new documentation system. Removed all information and label photographs that are now part of the ISBT128 section of the label. Archived redundant platelet codes Added new platelet codes for platelets in PAS-E Removed table of redundant component codes to avoid confusion.
2	Refer to footer	<ul style="list-style-type: none"> Updated template Platelet components shelf life updated to 7 days